



DTX700 Extension Installation Guide

ATTENTION

SOFTWARE LICENSE AGREEMENT

PLEASE READ THIS SOFTWARE LICENSE AGREEMENT ("AGREEMENT") CAREFULLY BEFORE USING THIS SOFTWARE. YOU ARE ONLY PERMITTED TO USE THIS SOFTWARE PURSUANT TO THE TERMS AND CONDITIONS OF THIS AGREEMENT. THIS AGREEMENT IS BETWEEN YOU (AS AN INDIVIDUAL OR LEGAL ENTITY) AND YAMAHA CORPORATION ("YAMAHA").

BY Downloading, installing, copying, or otherwise using this software YOU ARE AGREEING TO BE BOUND BY THE TERMS OF THIS LICENSE. If you do not agree with the terms, do not download, install, copy, or otherwise use this software. If you have downloaded or installed THE SOFTWARE AND DO NOT AGREE TO THE TERMS, PROMPTLY DELETE THE SOFTWARE.

1. GRANT OF LICENSE AND COPYRIGHT

Yamaha hereby grants you the right to use one copy of the software program(s) and data ("SOFTWARE") accompanying this Agreement. The term SOFTWARE shall encompass any updates to the accompanying software and data. The SOFTWARE is owned by Yamaha and/or Yamaha's licensor(s), and is protected by relevant copyright laws and all applicable treaty provisions. While you are entitled to claim ownership of the data created with the use of SOFTWARE, the SOFTWARE will continue to be protected under relevant copyrights.

- **You may** use the SOFTWARE on a **single computer**.
- **You may** make one copy of the SOFTWARE in machine-readable form for backup purposes only, if the SOFTWARE is on media where such backup copy is permitted. On the backup copy, you must reproduce Yamaha's copyright notice and any other proprietary legends that were on the original copy of the SOFTWARE.
- **You may** permanently transfer to a third party all your rights in the SOFTWARE, provided that you do not retain any copies and the recipient reads and agrees to the terms of this Agreement.

2. RESTRICTIONS

- **You may not** engage in reverse engineering, disassembly, decompilation or otherwise deriving a source code form of the SOFTWARE by any method whatsoever.
- **You may not** reproduce, modify, change, rent, lease, or distribute the SOFTWARE in whole or in part, or create derivative works of the SOFTWARE.
- **You may not** electronically transmit the SOFTWARE from one computer to another or share the SOFTWARE in a network with other computers.
- **You may not** use the SOFTWARE to distribute illegal data or data that violates public policy.
- **You may not** initiate services based on the use of the SOFTWARE without permission by Yamaha Corporation.

Copyrighted data, including but not limited to MIDI data for songs, obtained by means of the SOFTWARE, are subject to the following restrictions which you must observe.

- Data received by means of the SOFTWARE may not be used for any commercial purposes without permission of the copyright owner.
- Data received by means of the SOFTWARE may not be duplicated, transferred, or distributed, or played back or performed for listeners in public without permission of the copyright owner.
- The encryption of data received by means of the SOFTWARE may not be removed nor may the electronic watermark be modified without permission of the copyright owner.

3. TERMINATION

This Agreement becomes effective on the day that you receive the SOFTWARE and remains effective until terminated. If any copyright law or provisions of this Agreement is violated, the Agreement shall terminate automatically and immediately without notice from Yamaha. Upon such termination, you must immediately destroy the licensed SOFTWARE, any accompanying written documents and all copies thereof.

4. DISCLAIMER OF WARRANTY ON SOFTWARE

You expressly acknowledge and agree that use of the SOFTWARE is at your sole risk. The SOFTWARE and related documentation are provided "AS IS" and without warranty of any kind. NOTWITHSTANDING ANY OTHER PROVISION OF THIS AGREEMENT, YAMAHA EXPRESSLY DISCLAIMS ALL WARRANTIES AS TO THE SOFTWARE, EXPRESS, AND IMPLIED, INCLUDING BUT NOT LIMITED TO THE IMPLIED WARRANTIES OF MERCHANTABILITY, FITNESS FOR A PARTICULAR PURPOSE AND NON-INFRINGEMENT OF THIRD PARTY RIGHTS. SPECIFICALLY, BUT WITHOUT LIMITING THE FOREGOING, YAMAHA DOES NOT WARRANT THAT THE SOFTWARE WILL MEET YOUR REQUIREMENTS, THAT THE OPERATION OF THE SOFTWARE WILL BE UNINTERRUPTED OR ERROR-FREE, OR THAT DEFECTS IN THE SOFTWARE WILL BE CORRECTED.

5. LIMITATION OF LIABILITY

YAMAHA'S ENTIRE OBLIGATION HEREUNDER SHALL BE TO PERMIT USE OF THE SOFTWARE UNDER THE TERMS HEREOF. IN NO EVENT SHALL YAMAHA BE LIABLE TO YOU OR ANY OTHER PERSON FOR ANY DAMAGES, INCLUDING, WITHOUT LIMITATION, ANY DIRECT, INDIRECT, INCIDENTAL OR CONSEQUENTIAL DAMAGES, EXPENSES, LOST PROFITS, LOST DATA OR OTHER DAMAGES ARISING OUT OF THE USE, MISUSE OR INABILITY TO USE THE SOFTWARE, EVEN IF YAMAHA OR AN AUTHORIZED DEALER HAS BEEN ADVISED OF THE POSSIBILITY OF SUCH DAMAGES. In no event shall Yamaha's total liability to you for all damages, losses and causes of action (whether in contract, tort or otherwise) exceed the amount paid for the SOFTWARE.

6. THIRD PARTY SOFTWARE

Third party software and data ("THIRD PARTY SOFTWARE") may be attached to the SOFTWARE. If, in the written materials or the electronic data accompanying the Software, Yamaha identifies any software and data as THIRD PARTY SOFTWARE, you acknowledge and agree that you must abide by the provisions of any Agreement provided with the THIRD PARTY SOFTWARE and that the party providing the THIRD PARTY SOFTWARE is responsible for any warranty or liability related to or arising from the THIRD PARTY SOFTWARE. Yamaha is not responsible in any way for the THIRD PARTY SOFTWARE or your use thereof.

- Yamaha provides no express warranties as to the THIRD PARTY SOFTWARE. IN ADDITION, YAMAHA EXPRESSLY DISCLAIMS ALL IMPLIED WARRANTIES, INCLUDING BUT NOT LIMITED TO THE IMPLIED WARRANTIES OF MERCHANTABILITY AND FITNESS FOR A PARTICULAR PURPOSE, as to the THIRD PARTY SOFTWARE.
- Yamaha shall not provide you with any service or maintenance as to the THIRD PARTY SOFTWARE.
- Yamaha is not liable to you or any other person for any damages, including, without limitation, any direct, indirect, incidental or consequential damages, expenses, lost profits, lost data or other damages arising out of the use, misuse or inability to use the THIRD PARTY SOFTWARE.

7. GENERAL

This Agreement shall be interpreted according to and governed by Japanese law without reference to principles of conflict of laws. Any dispute or procedure shall be heard before the Tokyo District Court in Japan. If for any reason a court of competent jurisdiction finds any portion of this Agreement to be unenforceable, the remainder of this Agreement shall continue in full force and effect.

8. COMPLETE AGREEMENT

This Agreement constitutes the entire agreement between the parties with respect to use of the SOFTWARE and any accompanying written materials and supersedes all prior or contemporaneous understandings or agreements, written or oral, regarding the subject matter of this Agreement. No amendment or revision of this Agreement will be binding unless in writing and signed by a fully authorized representative of Yamaha.

Special Notices

- The software and this Installation Guide are the exclusive copyrights of Yamaha Corporation.
- Please read carefully the Software Licensing Agreement at the front of this Installation Guide before installing the application.
- Copying of the software or reproduction of this Installation Guide in whole or in part by any means is expressly forbidden without the written consent of the manufacturer.
- Yamaha makes no representations or warranties with regard to the use of the software and documentation and cannot be held responsible for the results of the use of this Installation Guide and the software.
- Future upgrades of application and system software and any changes in specifications and functions will be announced at the following website.
<http://dtxdrums.yamaha.com/>
- The screen displays as illustrated in this Installation Guide are for instructional purposes, and may appear somewhat different from the screens which appear on your computer.
- Copying of the commercially available musical data including but not limited to MIDI data and/or audio data is strictly prohibited except for your personal use.
- Windows is a registered trademark of Microsoft® Corporation in the United States and other countries.
- Apple, Mac and Macintosh are trademarks of Apple Inc., registered in the U.S. and other countries.
- Steinberg and Cubase are the registered trademarks of Steinberg Media Technologies GmbH.
- The company names and product names in this Installation Guide are the trademarks or registered trademarks of their respective companies.

About DTX700 Extension

DTX700 Extension is software which lets you operate the Cubase functions from the DTX700 as a remote controller. For example, you can operate the Cubase transport, turn its metronome on or off, and control various other functions from the instrument's front panel.

Minimum System Requirements

Windows/Mac

The system requirements of DTX700 Extension are the same as Cubase series version 5.1.1 or later.

NOTE Keep in mind that the software is often updated and the system requirements are subject to change. You can check the latest version information of each program and its system requirements at the following website:

<http://dtxdrums.yamaha.com/>

You can check the latest version information of Cubase series and their system requirements at the following website.

<http://www.steinberg.net/>

The system requirements may differ slightly depending on the particular computer.

NOTE DTX700 Extension is not compatible with versions of Cubase earlier than 4.x.

NOTE DTX Extension does not support PowerPC architectures.

Software Installation

To use the DTX700 Extension, you will need to install additional applications, as described below.

1 Install one of the Cubase series software.

2 Install an appropriate USB-MIDI Driver.

Download the latest driver from our website:

http://www.global.yamaha.com/download/usb_midi/

3 Install the DTX700 Extension.

Refer to “Installing the DTX700 Extension.”

Installing the DTX700 Extension

Follow the instructions below to install the DTX700 Extension programs.

Windows

1 Double-click the installer (*Install DTX700 Extension 32bit.exe* or *Install DTX700 Extension 64bit.exe*), which can be found in the folder created when the downloaded file was expanded.

The DTX700 Extension setup dialog appears.

NOTE When using Windows Vista / Windows 7, if the “User Account Control” window appears, click [Continue] / [Yes].

2 Follow the on-screen instructions to install the software.

Mac

1 After the downloaded compressed file is properly extracted, double-click the “Install DTX700 Extension.pkg” file.

The DTX700 Extension setup dialog appears.

2 Follow the on-screen instructions to install the software.

DTX700 Extension Uninstall

When using Windows XP

- 1** From the Start menu, select ([Settings] →) [Control Panel] → [Add or Remove Programs] to display the “Add or Remove Programs” panel.
- 2** Click “Change or Remove Programs” located in the upper left, then select “Yamaha DTX700 Extension” from the list in the right pane.
- 3** Click [Change/Remove].

A dialog box appears. Follow the instructions to remove the software.

When using Windows Vista / Windows 7

- 1** From the Start menu, select ([Settings] →) [Control Panel] → [Programs and Features] to display the “Uninstall or change a program” window.
- 2** Select “Yamaha DTX700 Extension” or “Yamaha DTX700 Extension 64bit” from the list.
- 3** Click [Uninstall/Change].













If the “User Account Control” window appears, click [Continue] / [Yes].

A dialog box appears. Follow the instructions to remove the software.

When using a Mac computer

- 1** Select [Library] → [Application Support] → [Steinberg] → [Components], then delete the below files.
 - yamaha_dtx700_u.bundle

Button Functions in Cubase Remote Mode

Button	Operation
[F1]	Returns the transport to the start of the song (TOP).
[F2]	Rewinds the transport (REW).
[F3]	Fast forwards the transport (FF).
	Starts recording.
	Starts and stops playback.
	Turns the click track on and off.
	Opens and closes the window for editing VST instruments.
	Adds a new instrument track.
	Turns repeat playback on and off.
	Turns Solo Defeat of the currently selected track on and off.
[SHIFT]+[MENU]	Turns the Cubase Remote function on and off.
	Performs the same function as the Enter button from the PC keyboard.
	Performs the same function as the Esc button from the PC keyboard.
	Moves the cursor down when turned clockwise. Moves the cursor up when turned counterclockwise.
[SHIFT]+ 	Moves the cursor to the right when turned clockwise (with the [SHIFT] button pressed). Moves the cursor to the left when turned counterclockwise (with the [SHIFT] button pressed).
	[-/DEC] lowers the selected VST instrument preset by 1. [+/INC] raises the selected VST instrument preset by 1.