



*Absolute*

---

HYBRID MAPLE



# Pursuing Expressive Drums

---

## What Defines “Expressive” Drums?

---

The answer to that question, we feel, are drums that give you the sound you need, whenever you need it. Tonal requirements vary among drummers, differ with dynamics, and change, from band to band, song to song, moment to moment. With the Absolute Hybrid Series drums, Yamaha has succeeded in addressing this, with a drum set that possesses an extraordinary degree of expressive power, allowing drummers to pursue a level of expression that perhaps they've not experience before in their other drums. These drums offer a wide dynamic range that allows them to respond accurately to each and every stroke, and follow changes in dynamics, nuance, and touch, letting you play what you want to play.

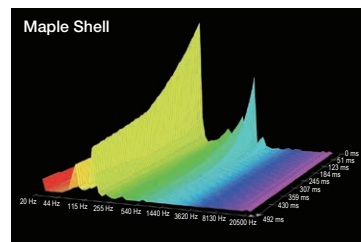
# The Absolute Formula to Expressive Drums

We designed the new Absolute Series drums with two points in mind. First; to develop a shell that has as wide an expressive range as possible; and second; to create a drum that faithfully reproduces every nuance in your playing—from a tap to full stroke. In other words, to craft a drum that delivers the tonal consistency and volume you expect in relation to player input.

To address this, we first developed a unique shell formula that responds accurately to differences in the way the drum is played. Then we focused on eliminating as many of the tone-inhibiting elements in the shell as possible. At this stage in development, the shells went through a critical evaluation process of over three years with our great artists and professional recording engineers. They also underwent detailed acoustic analysis by a special team of acoustic engineers. This advanced level of research and development, a trait we at Yamaha are proud of, led to three significant features that are being introduced with the new Absolute Hybrid Series.

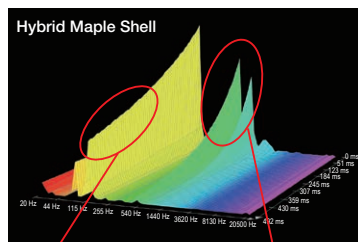
## Hybrid Maple Shells

The new Absolute Hybrid Series incorporates our hybrid shell concept, which received critical acclaim from drummers around the globe on our flagship PHX Series. The product of extensive research and development, the Absolute's hybrid design incorporates a center ply made from wenge, a very hard and heavy material creating a shell with greater tonal flexibility and rich in low-end and overtones. With this, the drums deliver a more musical tone that is rich and clear, regardless of how soft or hard you play them.



### Shell Characteristics

Compared to 100% maple shells, the hybrid maple shell delivers noticeably richer resonance.



Fundamental: Natural decay with long sustain  
Harmonics: Rich in harmonics; long, natural tone

## The Next Evolutionary Step in Tom Mount Systems – The YESS III

Metal components, such as lugs and tom holders, have a great influence on drum resonance and tone.

Specially developed for the new Absolute Hybrid Series, the Yamaha Enhanced Sustain System (YESS III)™ tom mount system improves upon the anti-dampening performance of its predecessor the YESS II™ mount, by further isolating the shell from the holder. Its design increases the mount's ability to “suspend” the shell and block transfer of shell vibration to the hardware. With this, a shell with a wider dynamic is realized, allowing the drum to follow every nuance in your playing, from the lightest pianissimo to the heaviest fortissimo.





## Minimum Contact Hook Lugs Offer Fast Head Changes and Superior Tone

Found on our PHX Series, hook lugs are designed with a very small footprint that minimizes lug-to-shell contact which allows the shell to resonate more freely, with less interference. Their structures allow the drum to maintain precise head tension and contribute to the drum's superior tone.

Another great advantage is their design eliminates the need to completely remove lug bolts when changing the head, making head replacements a quick and easy operation. They are also perfect for pros that demand a wide range of tonal characters from their drums.









### Pink Champagne Sparkle

Shell	
AMB2214	x1
AMP4F3	
AMF1413	x1
AMT1208	x1
AMT1007	x1
TH945B	x1
AMF1615	x1
AMS1460	x1
Hardware	
DFP9500C	x1
HS1200T	x1
CS865	x5
CH750	x1
DS840	x1




### Orange Sparkle

Shell	
AMB2218	x1
AMP6F3	
AMF1615	x1
AMT1208	x1
AMT1007	x1
TH945B	x1
AMS1460	x1
Hardware	
HW780	
FP7210A	x1
HS740A	x1
SS740A	x1
CS755	x2
DS840	x1



### Gold Champagne Sparkle

Shell	
AMB2016	x1
AMP4F3	
AMF1413	x1
AMT1208	x1
AMT1007	x1
TH945B	x1
AMS1460	x1
Hardware	
HW780	
FP7210A	x1
HS740A	x1
SS740A	x1
CS755	x2
DS840	x1







## Color Variations

Absolute Hybrid Series drums are available in 10 lacquered classic finishes.



Classic Walnut



Red Autumn



Vintage Natural



Solid Black



Polar White



Jade Green Sparkle



Orange Sparkle



Gold Champagne Sparkle




Pink Champagne Sparkle




Silver Sparkle


## Snare Drum



Model No.	AMS1460
Size	14"x6"
Shell	Maple-Wenge-Maple Hybrid Shell 6.2mm (Inner VN Paint)
Snare	High Carbon Steel, Short (25 Strands)
Snare Bed	2.7mm
Bearing Edge	45°R1.5
Lug	Hook Lug
Hoop	3.0mm Aluminum Die-Cast Hoop
Batter	Remo Coated Ambassador
Head	Bottom: Remo Snare Ambassador
Strainer	Release/ Q Type Butts/ DC3 Type



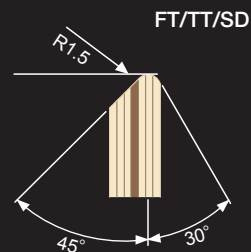
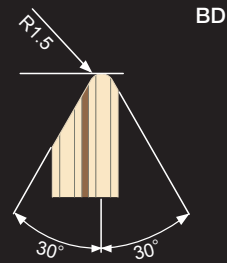
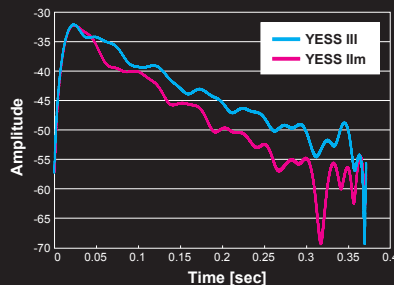
# Features



## Hybrid Maple Shells

The new Absolute Hybrid Series inherits the hybrid shell technology found on our flagship PHX Series. On Absolute Hybrid shells, the design consists of a core ply of wenge a very hard and heavy wood native to Africa, sandwiched between plies of North American Maple, well known for its clear tone. This hybrid design delivers a drum tone that plays rich and clear across the full dynamic range, from pianissimo to fortissimo.

## Sustain Level Analysis



## Bearing Edge Shape

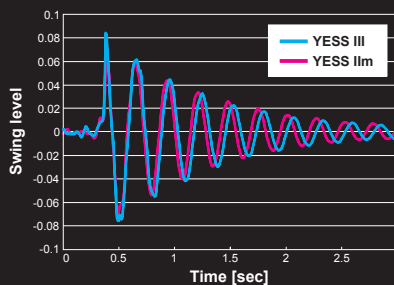
The bearing edge angle on the bass drum differs from the angle used on the tom and snare shells to optimize tonal balance in the drum set. A 45°/R1.5 edge is used on the snare and toms to a balanced tone; while a 30°/R1.5 edge on the bass drum shell brings out more low-end tone for a deeper, more powerful sound.



## YESS III Tom Mount

An evolutionary step up from our YESS IIIm tom mount, the YESS III reduces acoustic dampening even further. Allowing the shell to vibrate more freely, the YESS III mount brings out more of the shell's natural sustain and volume.

## Swing level Analysis




YESS III mount realizes longer sustain level, because it holds shell more flexibly, makes shell swing slower than YESS IIIm and not prevent natural sustain.



### Hook Lugs

Hook lugs offer quick and easy head replacement, precision tuning, and can readily handle high-tension tuning. Lug bases are designed with a small footprint to maximize tone output from the hybrid shell.



### Vent Holes

Controlling the amount of air moving in and out of the shell has a great influence on the drum's tone and sustain length, so the number of holes incorporated on the Absolute Hybrid's various shells is determined by the size of the shell's diameter.



### Low-Mass Tom Holder Base

The tom holder's light weight and small footprint allows the bass drum shell to vibrate more freely.



### Q-Type Strainer

The heavy-duty Q-type strainer is robust offering solid and stable operation, along with adjustment and snare replacement.



### 3.0mm Aluminum Die-Cast Hoops

Aluminum die-cast hoops deliver a strong tight sound with an extraordinary attack and decay.



### Interior Vintage Finish

Shell interiors are coated with our exclusive Vintage Natural finish for enhanced tone and refined looks.



# Size Variations

	Bass Drum							Floor Tom		
Size(Diameter x Depth)	18"x14"	20"x16"	22"x14"	22"x16"	22"x18"	24"x14"	24"x16"	14"x13"	16"x15"	18"x16"
Model No.	AMB1814	AMB2016	AMB2214	AMB2216	AMB2218	AMB2414	AMB2416	AMF1413	AMF1615	AMF1816
Shell	Maple-Wenge-Maple Hybrid Shell 8.0mm (Inner VN Paint)							"Maple-Wenge-Maple Hybrid Shell 6.2mm (Inner VN Paint)"		
Air Hole	8	10						6		
Lug	Hook Lug							Hook Lug		
Hoop	Wood Hoop							3.0mm Aluminum Die-Cast Hoop		
Head	Front: Remo Smooth White P3 Batter: Remo Clear P3 (20"-24") Remo Coated Ambassador (18")							Batter: Remo Clear Emperor Bottom: Remo Clear Ambassador		
Bearing Edge	30°R1.5							45°R1.5		
Bass Drum Claw Hooks	Die-Cast Claw (w/Insertion)							—		
FT Bracket	—							Open Type Bracket		
BD Leg	Convertible Type							—		

	Tom Tom								
Size(Diameter x Depth)	8"x7"	10"x7"	10"x8"	12"x8"	12"x9"	13"x9"	13"x10"	14"x12"	16"x14"
Model No.	AMT0807	AMT1007	AMT1008	AMT1208	AMT1209	AMT1309	AMT1310	AMT1412	AMT1614
Shell	Maple-Wenge-Maple Hybrid Shell 6.2mm (Inner VN Paint)								
Air Hole	1						2		4
Lug	Hook Lug								
Hoop	3.0mm Aluminum Die-Cast Hoop								
Head	Batter: Remo Clear Emperor								
	Bottom: Remo Clear Ambassador								
Bearing Edge	45°R1.5								
TT Mount	YESS III								

\*Some models may not be available in some countries.

\*Colors and wood grains in this catalog may not be represented exactly as the original colors due to printing processes involved.

\*Specifications are subject to change without notice.

## Tom Package

	Floor Tom	Tom Tom		Tom Holder
AMP6F3	AMF1615	AMT1007	AMT1208	TH945B
AMP4F3	AMF1413	AMT1007	AMT1208	TH945B



[http://www.yamaha.com/absolute\\_hm/](http://www.yamaha.com/absolute_hm/)



P10026301



This document is printed with Vegetable Oil Ink.

LDR1404MW

Printed in Japan

YAMAHA CORPORATION  
P.O.BOX1, Hamamatsu Japan